

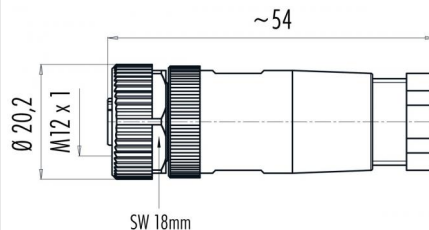
Product description **M12-A female cable connector, Contacts: 5, 6.0 - 8.0 mm, not shielded, wire clamp, IP67**

Area **M12-A series 713**
Order number **99 0536 12 05**

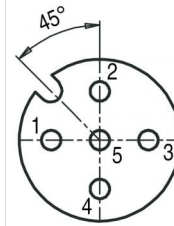
Illustration



Scale drawing



Contact arrangement (Plug-in side)



	X	Y
1	-2,50	0,00
2	0,00	2,50
3	2,50	0,00
4	0,00	-2,50
5	0,00	0,00

You can find the component part drawing and assembly instructions on the next page.

Technical data

General values

Connector design	female cable connector
Connector locking system	screw
Termination	wire clamp
Wire gauge (mm)	max. 0.50 mm ²
Wire gauge (AWG)	max. 20
Cable outlet	6.0 - 8.0 mm
Upper limit temperature	85 °C
Customs tariff number	85369010
Packaging Unit	100

Electrical values

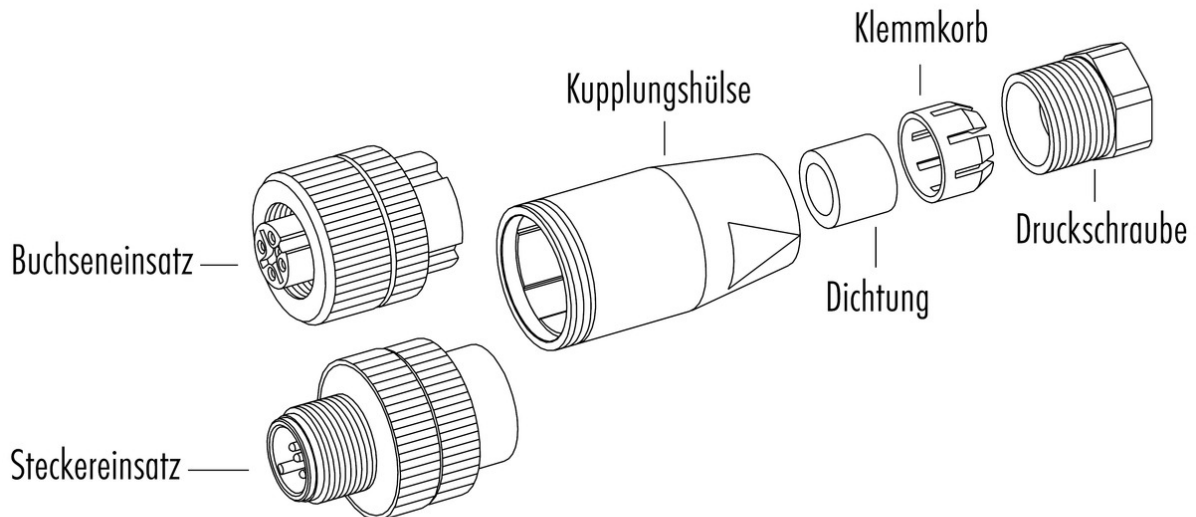
Rated current (40 °C)	4 A
Rated voltage	60 V
Rated impulse voltage	1500 V
Pollution degree	3
Overvoltage category	II
Insulating material group	III
Insulation resistance	> 10 ⁸ Ω
EMC compliance	not shielded
Degree of protection	IP67
Mechanical operation	> 100 Mating cycles

Material

Contact material	CuSn (bronze)
Contact plating	Au (gold)
Contact body material	PA
Housing material	PA
REACH SVHC	CAS 96-45-7 (Imidazolidine-2-thione)

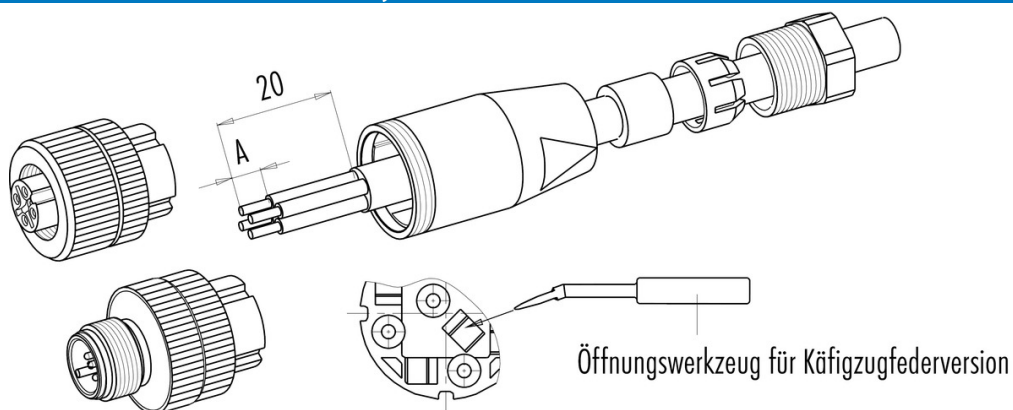
Product description	M12-A female cable connector, Contacts: 5, 6.0 - 8.0 mm, not shielded, wire clamp, IP67
Area	M12-A series 713
Order number	99 0536 12 05

Component part drawing



Material der Gewinderinge: Kunststoff, Zink Druckguss, Edelstahl

Assembly instructions / Panel cut-out



	Schraubklemmversion	Lötversion	Käfigzugfederversion
Maß A/mm	5	3,5	7

Material der Gewinderinge: Kunststoff, Zink Druckguss, Edelstahl

Product description	M12-A female cable connector, Contacts: 5, 6.0 - 8.0 mm, not shielded, wire clamp, IP67
Area	M12-A series 713
Order number	99 0536 12 05

Security notices

The connectors are designed for use in plant, control system and electrical equipment. The end user is responsible for checking whether the connectors are suitable for use in other applications.

Connectors with degree of protection IP 67 and IP 68 are not suitable for use under water. When used outdoors, the connectors must be separately protected against corrosion. For further information about IP degrees of protection refer to 'Technical support' in the Download Centre.

To lock the cable connector to the equipment connector, the threaded ring is tightened until it is 'finger-tight' (approx. 50 cNm).